

**DON'T WAIT — ACTIVATE**

**11% AVERAGE INCREASE  
IN STUDENT SCORES**  
WHEN YOU CONNECT DAY 01 vs DAY 14 OF CLASS

*The Impact of Connect on Student Success, McGraw-Hill Connect®  
Effectiveness Study 2016*

# STUDENT REGISTRATION STEPS

**STEP 1:** Log into Canvas.

canvas

Email  
classici

Password  
.....

Stay signed in

[Forgot Password?](#)

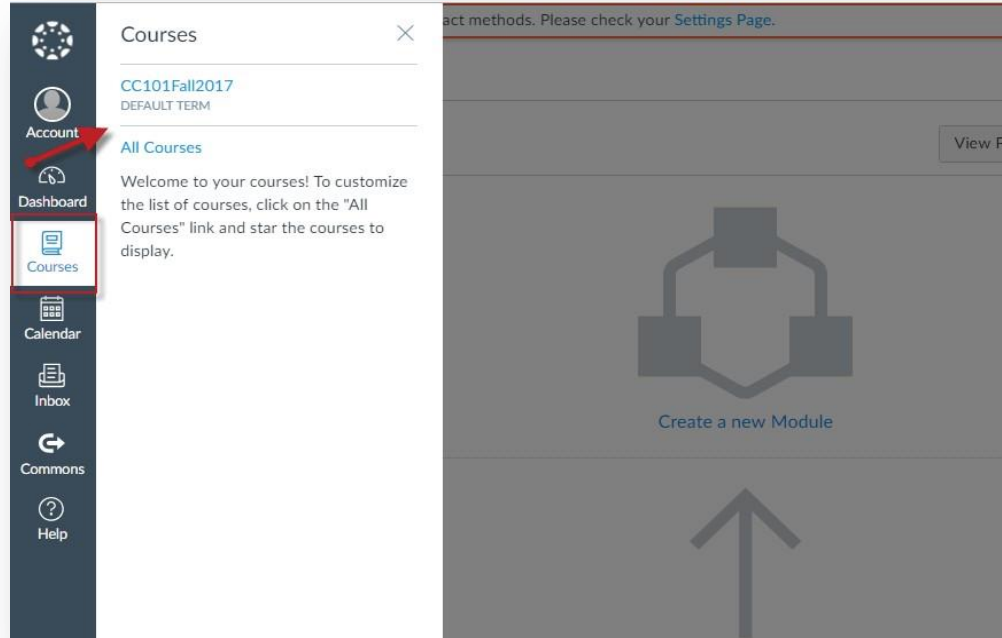
[Log In](#)

[Help](#) [Privacy policy](#) [Terms of service](#) [Facebook](#) [Twitter](#)

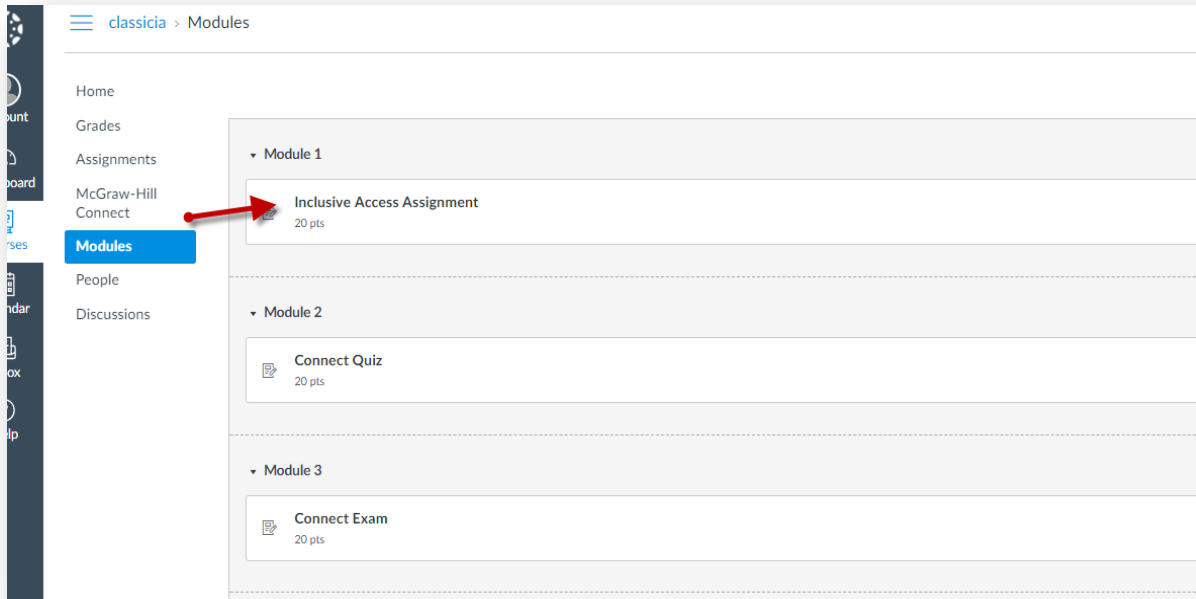
INSTRUCTURE

# STUDENT REGISTRATION STEPS

**STEP 2:** Under Courses, locate and click on the name of your Canvas course.



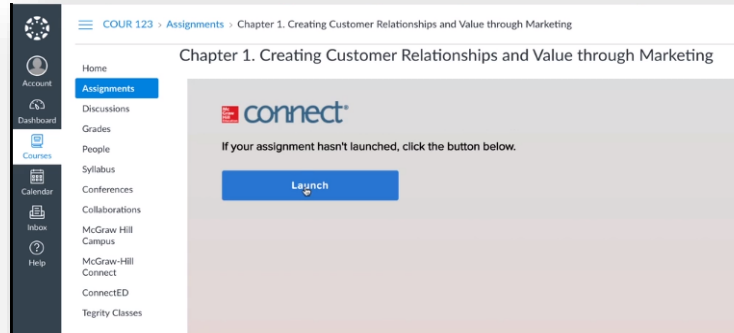
# STUDENT REGISTRATION STEPS



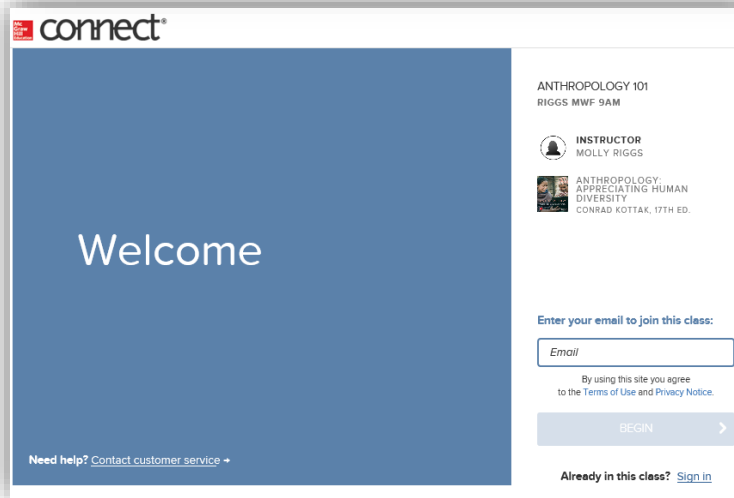
**STEP 3:** Under **Modules** or **Assignments**, locate and click on the McGraw-Hill Connect assignment link to begin.

# STUDENT REGISTRATION STEPS

**STEP 4:** If prompted, click on **Launch**.



**STEP 5:** Enter your email address.



# STUDENT REGISTRATION STEPS

**STEP 6:** If you **do not have a Connect account**, you will be prompted to create an account. We recommend using your school/institution email address when creating an account.

Create your McGraw-Hill Education account.

**Email Address**

**Password**

Passwords are case sensitive and must contain 8-20 characters including: 1 uppercase character, 1 lowercase character and 1 number. (No spaces)

**Full Name**


**Security Question And Answer**

We'll ask you this question to retrieve your password.


I agree to the terms of the McGraw-Hill Education [Terms of Use](#) and [Privacy Notice](#).

I'd like to receive information about other McGraw-Hill Education products, services, and promotions that relate to my course. I understand that if I choose not to receive these additional notifications, I will still receive important information about my McGraw-Hill Education Account.

Instructor:  
**Courtney Costello**



**McConnell: ECONOMICS**  
17TH EDITION  
Campbell McConnell, Stanley Brue



# STUDENT REGISTRATION STEPS

If you **have an existing Connect account**, you will be prompted to enter your Connect password. If you receive the message, **“You have a Connect Account”** but have forgotten your password, **click [Forgot Password](#)**.

Welcome

YOU HAVE A CONNECT ACCOUNT.  
ENTER YOUR PASSWORD.

molly.igg.11@gmail.com

Password

BEGIN >

[+ Back](#) [Forgot password?](#)


Need help? [Contact customer service](#) →

# STUDENT REGISTRATION STEPS



**STEP 7:** Click **Confirm**.

**STEP 8:** You have successfully joined the class. Click **Go to Connect**.





# WE HAVE YOU COVERED. WHERE TO GO FOR HELP:

## **TECH SUPPORT & FAQ:**

**CALL:** (800) 331-5094

**EMAIL & CHAT:** [mhhe.com/support](https://mhhe.com/support)

**MONDAY-THURSDAY:** 24 hours

**FRIDAY:** 12 AM - 9 PM EST

**SATURDAY:** 10 AM - 8 PM EST

**SUNDAY:** 12 PM – 12 AM EST

## **FIND MORE SUPPORT:**

[connectstudentsuccess.com](https://connectstudentsuccess.com)

## **FIND MORE TIPS:**

[mhhe.com/collegesmarter](https://mhhe.com/collegesmarter)

**NOTE:** If you contact your instructor with a technical question, you will be asked to provide a case number from tech support before your concern is escalated.



# BACK-TO-SCHOOL CHECKLIST

Follow these 3-steps, and you'll master the art of College Smarter, Not Harder:

- 1. REGISTER** and log in to your Connect course
- 2. ENTER** our **#ShowUsYourActivation** sweepstakes for a chance to win cash and other prizes at: [bit.ly/showyouractivation](https://bit.ly/showyouractivation)
- 3. HEAR FROM STUDENTS** and learn their latest tricks to studying smarter, making the most of College and Connect at: [mhhe.com/collegesmarter](https://mhhe.com/collegesmarter)

# QUESTIONS?

[MHHE.COM/COLLEGESMARTER](https://mhhe.com/collegesmarter)



connect®